

[re]reports

**relatórios como serviço
de última milha
acessíveis**

Os relatórios que você deseja

automaticamente
periodicamente
sem erros

Simplesmente funciona,
então você não precisa...

immetrica

especialistas em medição e análise

[re]reports

relatórios como serviço
baseados em tecnologias abertas e proprietárias

Para analistas e gerentes que
elaboram relatórios manualmente
porque seus bancos de dados
e softwares de análise
não fornecem o que eles precisam
e não conseguem automatizar
esse trabalho devido à complexidade
ou restrições orçamentárias.

Então, eles continuam trabalhando
arduamente. Manualmente. De forma trabalhosa.
Fazendo o trabalho que as máquinas deveriam
fazer.

Deixando de lado seu trabalho principal.

Mas agora **existe uma maneira melhor.**

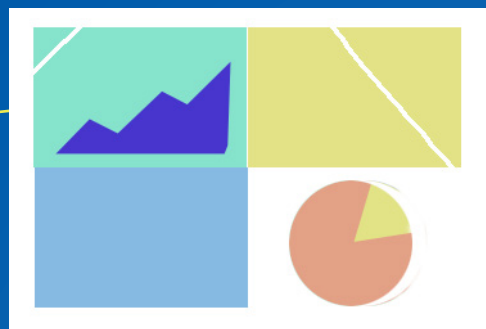
immetrica

Você tem isso



Fusão de fontes
Agregação
Reorganização
Segmentação
Monitoramento de
séries temporais
Gráficos
Validação de dados
Múltiplas visualizações
Contexto
Precisão
Sem trabalho manual

Você quer isso



Nós entregamos.

[re]reports

Não foi projetado por máquina

**Seus relatórios,
criados por você.**

Automáticos

Periódicos

Com múltiplas versões

Sem trabalho manual

Livres de erros

Insights como você deseja.

immetrica

**Elaboração de relatórios
manualmente =**



**dias ou semanas
por mês**

em que os analistas
não estão analisando,
e os gerentes
não estão
gerenciando.

Liberte-os.

[re]reports

Erro de fator humano

Os seres humanos cometem erros quando são forçados a fazer trabalhos tediosos que exigem atenção.

é sério

Exemplo recente real:
Um gerente experiente subestimou a receita da linha de produtos 1 em 37% e da linha de produtos 2 em 7%. Ele apresentou esses dados aos acionistas.



Estamos livres de erros.

Muitos dados

Dados do produto

Dados do cliente

Dados de vendas

Dados de desempenho

Dados de mercado

Dados da concorrência

insights

insuficientes

Revelamos insights.

[re]reports

Ajudamos com fontes de dados

Organize suas fontes de dados

Corrija erros nos bancos de dados

Limpe os dados exportados

Agende exportações periódicas

é a saída

Arquivos PDF

Arquivos Excel

Páginas da web

Arquivos de texto delimitados
(CSV, TDL)

Entrada em bancos de dados

Apresentações em PowerPoint e PDF
com texto e gráficos variáveis
(publicação condicional)

Basta nos dizer o que você precisa.

immetrica

**A segurança não pode mais
ser deixada em segundo plano**

Comunicações criptografadas
Servidores seguros
NAT
Firewalls
Portas não padrão
Mínimo de portas abertas
IAM

**está presente em
tudo o que fazemos.**

Fique seguro.

[re]reports

**Econômico e compatível
com o orçamento**

**Todos os seus
investimentos de capital
podem ser transformados
em despesas operacionais.**

Com um compromisso mínimo

E preços imbatíveis.

immetrica

Chega

de trabalho manual

de tabelas dinâmicas

de atrasos

Relatórios

diários

semanais

mensais

**Eles simplesmente
aparecem.**

[re]reports

Nossa oferta é única.

[re]reports

Software business intelligence (Tableau, PowerBI, etc.)

Outros serviços de RaaS

Relatórios completos



Soluciona problemas com fontes de dados



algumas

Não há necessidade de pessoal adicional



Modificações sem custo extra



salário de pessoal



Multiversãoamento (relatórios semelhantes com parâmetros diferentes)



algumas

Visualização e relatórios adicionais aos especificados



algumas

Investimento de capital (capex)

0 a baixo

salário de pessoal ou contratados

alta

Custos operacionais (opex)

baixo

salário de pessoal

alta

Tempo de gestão antes do início da produção

minimo

moderado

alta

immetrica

Estudo de caso




DIRECTV

Relatórios de canais
Relatórios de programas
Fonte: Sistema de medição de audiência RPD desenvolvido pela Immetrica por meio do software de análise Group TechEdge
Mais de 600 relatórios mensais
Todos publicados em um único dia

Por país e em nível pan-regional:
Classificação média de audiência (AA), participação, classificação cumulativa e impressões brutas por:

- meio de distribuição
- gênero do canal
- proprietário do grupo
- canal em todas as transmissões
- transmissão individual do canal



Estudo de caso



Relatório Trimestral de
Audiência de Rádio
Fonte: Arbitron (agora
Nielsen Audio)
por meio do software de
análise desenvolvido pela
Immetrica

Para a WGBH-FM Boston,
estações retransmissoras
e concorrentes mais
próximos:
Desempenho no período
de relatório mais recente
Gráficos de
acompanhamento ao
longo dos anos



Estudo de caso



Grades de medição diária
Fonte: Serviço de medição
da Nielsen via
banco de dados TRAC

A Immetrica produziu
análises quantitativas
e as publicou, juntamente
com um resumo
automatizado, no site do
cliente da TRAC.

PUBTV ONLINE – Metered Grids

07

PUBTV ONLINE

Carriage Analysis

Metered Grids

Sweep Analysis

News & Forums

Cable Analysis




Metered Reports

Sweep Reports

Home


Metered Grids


Nielsen Media Research has released the following notices:
The Preliminary and Quarter hour data of Wednesday, July 12, 2006 for Providence and Richmond have been delayed until 12:00 pm ETZ, due to below minimum intabs. We apologize for this inconvenience.


**Daily Grids**
Detailed daily grids containing rating, share and show information.
[Change the date below to view that day's highlights.](#)
Tue 07/11/2006 
 Full System


[Colorized Title List](#)


Other Metered Tools

**GRP Analysis**
A customizable report that summarizes all ratings throughout a certain time period.

**Weekly Grids**
Obtain archive schedule including rating/share of any PBS station in a convenient grid format.

**Monthly Grids** N-W
Obtain a four week average archive schedule including rating, share and more, for any Metered PBS station, in a convenient grid format.

**Station Comparison Report**
Customize your own list of stations and compare those stations on a side by side grid format report.

**Title & Schedule Ranking Report**

Primetime Highlights: Tuesday, 11 July,

Primary-station primetime average: 1.5
equal to that of on the corresponding Tuesday a year ago
up 7% from 1.4 of Tuesdays in the past year
up 7% from 1.4 of Tuesdays in the past quarter

Comment:
Nova's Einstein's Dream was packaged together with another adventure science show, The String's The Thing (on string theory), for a 2.8 primetime rating amid heavy publicity in October 2003 and 2.0 in December 2004. The first of these programs, which by itself earned 2.9 and 2.0 in those two outings, has maintained its value quite well and now, playing alone, earned 1.8. The quarter-hours rose in the usual Nova manner, 1.5, 1.7, 2.0. Then, Wide Angle's season premiere, 18 with a Bullet, on El Salvador's life, earned a 1.2 rating higher than last season's 1.0 average, equal to year's season premiere, and higher than the previous season opener. Wide Angle's ratings are lower than those of Frontline, which occupies the rest of the year, however. The 27 stations that delayed it until the third hour earned a higher (1.3) rating than the 25 that did not (1.2). On the last quarter-hours rose slightly from 1.2 to 1.3 before falling to 0.9 in the third quarter-hour. A P.O.V. on Belgian cartoon hero Tintin earned 0.4 on 27 stations in the third hour. Station-originated programs, a majority of which aired in the second hour, delaying Wide Angle, averaged 1.5.

Feed programs on primary stations (by time of feed):
8:00p Nova #3012: Einstein's Dream, 1.8 (season avg 1.7), 48 plays
9:00p Wide Angle #501: 18 with a Bullet, 1.2 (season avg 0.9), 52 plays
10:00p P.O.V. #1903: Tintin and I, 0.4 (season avg 0.7), 15 plays

Other widely carried programs (by rating):
Wild Things, 1.8, 6 plays

Top plays:
#1 KOPB, Portland 8:00p
Nova (3012) Einstein's Dream 5.7 / 11 (63)
#2 KOPB, Portland 9:00p Wide Angle (501) 18 with a Bullet 4.5 / 8 (50)
#3 KOPB, Portland 10:00p Cascadia: The Hidden Fire 4.1 / 8 (45)

Top GRP stations:
#1 KOPB, Portland: Average Programs: 8:00p Nova (3012) Einstein's Dream 5.7 / 11 (63)
Wide Angle (501) 18 with a Bullet 4.5 / 8 (50), 10:00p Cascadia: The Hidden Fire 4.1 / 8 (45)
#2 KVIE, Sacramento: Average Programs: 8:00p Nova (3012)

http://luminophore.context@www.pubtv.net/metered_grids/

[re]reports

Estudo de caso



UNIVISION

	A	B	C	D	E	F	G	H	I	J	K	L	M	N	O	P	Q	R	S	T	U	V
	Custom Range	Dates	Avg Level	Originator	Daypart	Program	# of Telecasts	Live+SD P2+ Est. Median Age	Duration	Telecast Start Time	Telecast End Time	Day Of Week	HH:MM	P2+	P18-49	M18-49	F18-49	P18-34	M18-34	F18-34	P2-11	P12-17
1	CW 40 - 06/24/2019 - 06/30/2019	WEDNESDAY	Days of Week	UNE	Total Day	PRIMER IMPACTO	1	50.1	60	4:59 PM	5:59 PM	..W...	504	1222	390	101	290	148	41	107	165	53
2	CW 40 - 06/24/2019 - 06/30/2019	WEDNESDAY	Days of Week	UNE	Total Day	DESPERTAR AMERICA	1	47.2	180	8:00 AM	11:00 AM	..W...	359	454	168	39	130	44	9	35	50	23
3	CW 40 - 06/24/2019 - 06/30/2019	WEDNESDAY	Days of Week	UNE	Total Day	NOTICIERO UNIVISION-DE	1	49.8	30	12:00 PM	12:30 PM	..W...	423	507	195	57	138	72	11	61	48	12
4	CW 40 - 06/24/2019 - 06/30/2019	WEDNESDAY	Days of Week	UNE	Total Day	GORDO Y LA PLACA	1	50.2	60	3:59 PM	4:59 PM	..W...	687	931	295	72	222	116	29	87	127	41
5	CW 40 - 06/24/2019 - 06/30/2019	WEDNESDAY	Days of Week	UNE	Total Day	NOTICIERO UNIVISION	1	49.0	30	6:30 PM	7:00 PM	..W...	1,089	1,516	527	244	283	150	72	118	138	54
6	CW 40 - 06/24/2019 - 06/30/2019	WEDNESDAY	Days of Week	UNE	Total Day	NOT UNIV ED NOCTURNA	1	52.8	25	11:35 PM	12:00 AM	..W...	659	856	297	106	191	85	30	55	42	24
7	CW 40 - 06/24/2019 - 06/30/2019	WEDNESDAY	Days of Week	UNE	Total Day	CONTACTO DEPORTIVO	1	49.5	46	12:00 AM	12:46 AM	..W...	288	329	137	52	85	42	14	28	20	11
8	CW 40 - 06/24/2019 - 06/30/2019	WEDNESDAY	Days of Week	TEL	Total Day	NUOVO DIA	1	53.8	150	8:00 AM	10:30	..W...	222	252	85	28	57	33	7	25	13	2
9	CW 40 - 06/24/2019 - 06/30/2019	WEDNESDAY	Days of Week	TEL	Total Day	AL ROJO VIVO	1	56.8	60	3:58 PM	5:00 PM	..W...	653	884	217	93	124	83	35	48	43	20
10	CW 40 - 06/24/2019 - 06/30/2019	WEDNESDAY	Days of Week	TEL	Total Day	AL ROJO VIVO	1	56.8	60	3:58 PM	5:00 PM	..W...	653	884	217	93	124	83	35	48	43	20

AL PUNTO SUN											Week: 40				6/24/19	
SUNDAY	P18-49	M18-49	F18-49	Males	Females	P2-17	P18-34	P35-49	P50+	Avg Age	Share	PUT				
This Week:	218	131	87	60%	40%	39	92	126	319	52	10.16	2076				
Last Week:	190	95	95	50%	50%	28	37	153	341	57	8.88	2109	This week was:			
% Diff	15%	38%	-8%	20%	-20%	39%	149%	-18%	-6%	-7%	14%	-2%	15% above the prior week			
Variance	28	36	-8	10	-10	11	55	-27	-22	-4	1.28	-33				
Last 4 Weeks:	190	87	103	46%	54%	63	56	134	316	54	8.57	2184	Were PUT levels down/up?			
% Diff	15%	51%	-16%	31%	-26%	-38%	64%	-6%	1%	-3%	18%	-5%	-2% No, there were no large variances in available audience from week to week			
Variance	28	44	-16	14	-14	-24	36	-8	3	-2	1.58	-108				
Season to Date:	185	89	96	48%	52%	61	58	127	307	53	7.31	2529	Did the show retain its share?			
% Diff	18%	47%	-9%	25%	-23%	-36%	59%	-1%	4%	-1%	39%	-18%	14% It looks like this week was not as bad for this show as it was for others			
Variance	33	42	-9	12	-12	-22	34	-1	12	-1	2.85	-453				
Prior STD:	243	111	132	46%	54%	65	80	163	315	50	7.84	3097				
% Diff	-10%	18%	-34%	32%	-27%	-40%	15%	-23%	1%	4%	30%	-33%				
Variance	-25	20	-45	14	-14	-26	12	-37	4	2	2.32	-1021				
% Diff to STD	-24%	-20%	-27%	5%	-4%	-6%	-28%	-22%	-3%	5%	-7%	-18%				
Variance to STD	-58	-22	-36	0	0	-4	-22	-36	-8	3	-1	-568				
SWLY:	113	45	68	40%	60%	40	19	94	174	52	3.25	3435				
% Diff	93%	191%	28%	51%	-34%	-3%	384%	34%	83%	1%	212%	-40%				
Variance	105	86	19	20	-20	-1	73	32	145	1	6.90	-1359				
ESTIMATES:	Quarter:	190	This Week vs Quarter:		15%											
STD:	195	STD Vs STD Est.:		-6%												

Desempenho semanal da programação

Fonte: Nielsen Npower

Declarações resumidas automáticas para orientar os analistas

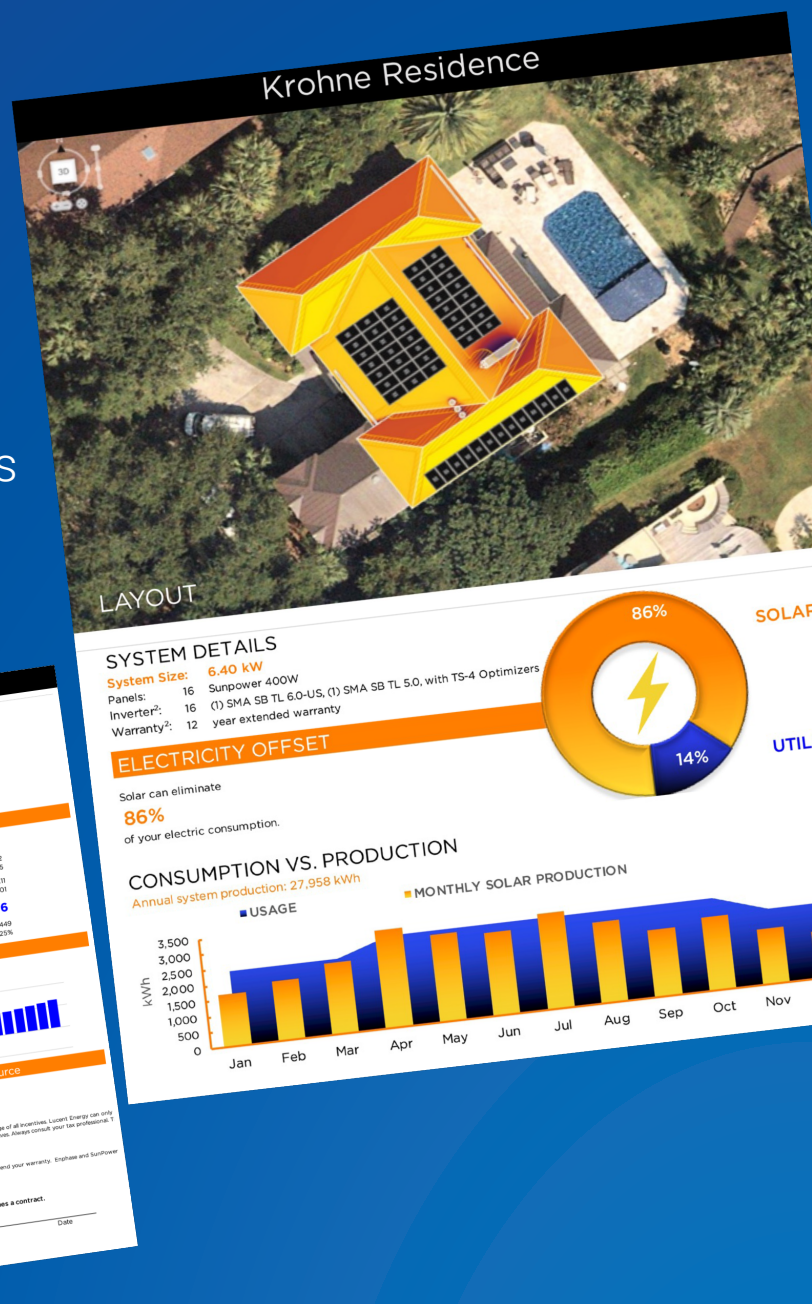
immetrica

Estudo de caso

Fornecedor/instalador de painéis solares

Propostas de vendas personalizadas para painéis solares convencionais e telhados solares Tesla SolarRoof

A tecnologia de publicação condicional da Immetrica produz automaticamente uma proposta completa em PowerPoint e PDF com informações financeiras, gráficos e imagens específicas para cada proposta.



Estudo de caso

Fabricante de móveis

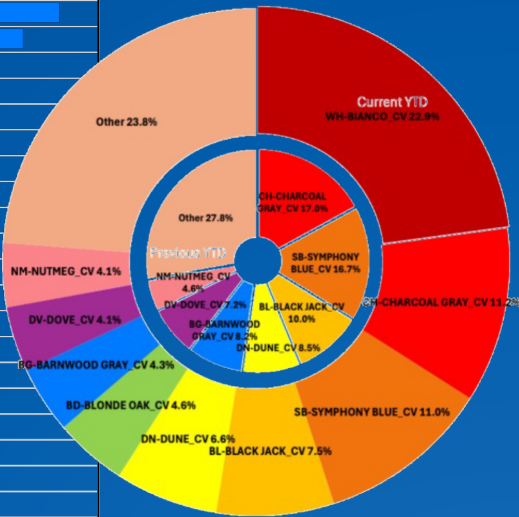
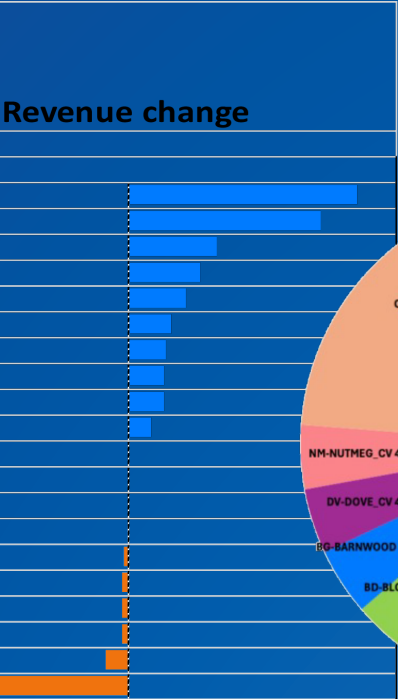
Relatórios semanais de receitas

Trimestral, mensal, acumulado do ano, comparação de cada período com o ano anterior

Vendas detalhadas por linha de produto, cor, estilo, código do produto (SKU), representante de vendas

Efeitos na receita visualmente evidentes

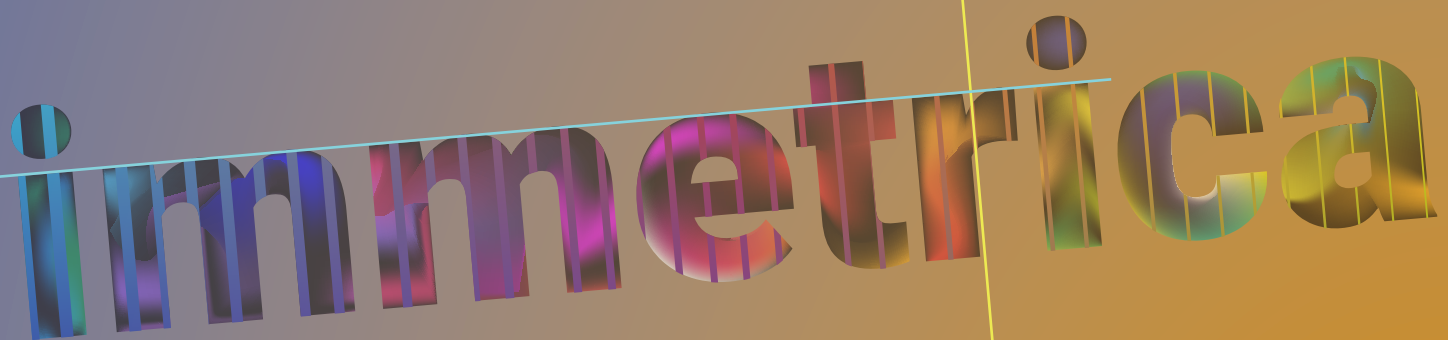
Dados de produto, cliente, representante de vendas e transações provenientes de diferentes fontes



Color	Style	Q1 2025		Q1 2024		Q1 change	Q1 change	Q2 2025		Q2 2024		Q2 change	Q2 change	Q3 2025		Q3 2024		Q3 change	Q3 change	Q4 2025		Q4 2024		Q4 change	Q4 change	YTD 2025		YTD 2024		YTD change	YTD change	% of current	Current YTD Revenue
		Jan 01 -	Mar 31	Jan 01 -	Mar 31			Apr 01 -	Jun 30	Apr 01 -	Jun 30			Jul 01 -	Sep 30	Jul 01 -	Sep 30			Oct 01 -	Oct 23	Oct 01 -	Oct 23			Jan 01 -	Jan 01 -	Oct 01 -	Oct 23				
		curr	prev	curr	prev	curr	prev	curr	prev	curr	prev	curr	prev	curr	prev	curr	prev	curr	prev	curr	prev	curr	prev	curr	prev	curr	prev	curr	prev	curr	prev	curr	prev
		\$296,915.49	\$468,148.00	\$247,770.43		38.17%		\$1,105,010.11	\$686,390.17	\$279,428.39		33.40%		\$1,308,885.87	\$668,019.03	\$262,866.24		90.24%		\$39,792.97	\$179,644.37	\$160,148.40		89.15%		\$1,646,082.01	\$2,414,311.11	\$2,423,700.88		92.93%		\$6,813%	
BA-BASIL_CV	HG-REGENT_DV	\$0.00		\$0.00				\$1,915.43		\$1,915.43				\$188,246.75		\$188,246.75		-100.00%		\$0.00	\$7,909.08	\$7,909.08			\$0.00	\$25,162.08	\$25,162.08	\$25,162.08		-100.00%		4.08%	
BD-BLONDE_OAK_CV	FL-FLAT PANEL DOOR_DV	\$0.00		\$0.00				\$1,915.43		\$1,915.43				\$188,246.75		\$188,246.75		-100.00%		\$0.00	\$7,909.08	\$7,909.08			\$0.00	\$25,162.08	\$25,162.08	\$25,162.08		-100.00%		4.08%	
BD-BLONDE_OAK_CV	SL-SLIM SHAKER DOOR_DV	\$0.00		\$0.00				\$1,915.43		\$1,915.43				\$188,246.75		\$188,246.75		-100.00%		\$0.00	\$7,909.08	\$7,909.08			\$0.00	\$25,162.08	\$25,162.08	\$25,162.08		-100.00%		4.08%	
BG-BARNWOOD_GRAY_CV	CL-CLUB_DV	\$138.18		\$138.18		-100.00%		\$6,622.85		\$6,622.85				\$188,246.75		\$188,246.75		-100.00%		22.99%	\$8,856.07	\$13,856.07	\$13,856.07			\$8,856.07	\$25,162.08	\$25,162.08	\$25,162.08		-36.65%		0.54%
BG-BARNWOOD_GRAY_CV	MD-MODERNO_DV	\$14,531.19		\$13,107.51		\$1,423.28	10.86%	\$4,176.05		\$69,393.21		\$65,217.16		\$93,988.18		\$18,893.63		\$18,893.63		52.61%	\$0.00	\$8,856.07	\$13,856.07			\$8,856.07	\$25,162.08	\$25,162.08	\$25,162.08		-60.62%		0.40%
BG-BARNWOOD_GRAY_CV	OK-OKFORD_DV	\$0.00		\$0.00		\$0.00		\$4,176.05		\$69,393.21		\$65,217.16		\$93,988.18		\$18,893.63		\$18,893.63		52.61%	\$0.00	\$8,856.07	\$13,856.07			\$8,856.07	\$25,162.08	\$25,162.08	\$25,162.08		-78.39%		0.09%
BG-BARNWOOD_GRAY_CV	SE-SECONDA_DV	\$17,875.65		\$17,875.65		\$0.00		\$15,040.36		\$15,040.36		\$15,040.36		\$15,040.36		\$15,040.36		\$15,040.36		0.00%	\$0.00	\$15,040.36	\$15,040.36			\$15,040.36	\$25,162.08	\$25,162.08	\$25,162.08		-33.26%		0.29%
BG-BARNWOOD_GRAY_CV	CL-CLUB_DV	\$17,706.83		\$17,706.83		\$23,126.81	-23.13%	\$12,293.80		\$17,767.82		\$4,905.98	26.84%	\$41,304.37		\$3,298.00		\$3,298.00		421.87%	\$26,664.56	\$26,664.56	\$26,664.56			\$26,664.56	\$25,162.08	\$25,162.08	\$25,162.08		-1.90%		2.38%
BG-BARNWOOD_GRAY_CV	MD-MODERNO_DV	\$58.53		\$58.53		\$58.53		\$58.53		\$58.53		\$58.53		\$58.53		\$58.53		\$58.53		0.00%	\$58.53	\$58.53	\$58.53			\$58.53	\$58.53	\$58.53	\$58.53		-100.00%		0.00%
BG-BARNWOOD_GRAY_CV	OK-OKFORD_DV	\$2,749.20		\$2,749.20		\$2,749.20		\$2,749.20		\$2,749.20		\$2,749.20		\$2,749.20		\$2,749.20		\$2,749.20		0.00%	\$2,749.20	\$2,749.20	\$2,749.20			\$2,749.20	\$2,749.20	\$2,749.20	\$2,749.20		-100.00%		0.00%
BL-BLACK_JACK_CV	MD-MODERNO_DV	\$22,002.14		\$20,720.70		\$1,781.44	8.60%	\$10,255.40		\$4,582.61		\$11,227.21	-24.07%	\$29,263.40		\$22,874.77		\$6,388.63		27.93%	\$32.73	\$7,098.39	\$6,770.06		-9.37%	\$84,349.27	\$91,174.47	\$91,174.47	\$91,174.47		-9.47%		1.18%
BL-BLACK_JACK_CV	OK-OKFORD_DV	\$5,146.69		\$1,459.68		\$6,113.13	-55.09%	\$9,444.62		\$16,874.75		\$7,430.13	-44.03%	\$5,101.72		\$5,101.72		\$5,101.72		0.00%	\$8,450.25	\$8,450.25	\$8,450.25			\$8,450.25	\$28,932.73	\$28,932.73	\$28,932.73		-2.73%		0.06%
BL-BLACK_JACK_CV	HG-REGENT_DV	\$13,108.50		\$14,531.19		\$1,423.28	-9.70%	\$2,949.65		\$6,371.58		\$17,875.65	-88.88%	\$7,961.46		\$7,961.46		\$7,961.46		0.00%	\$145,389.16	\$145,389.16	\$145,389.16			\$145,389.16	\$99,317.05	\$99,317.05	\$99,317.05		-31.22%		1.22%
BL-BLACK_JACK_CV	SE-SECONDA_DV	\$13,108.50		\$14,531.19		\$1,423.28	-9.70%	\$2,949.65		\$6,371.58		\$17,875.65	-88.88%	\$7,961.46		\$7,961.46		\$7,961.46		0.00%	\$145,389.16	\$145,389.16	\$145,389.16			\$145,389.16	\$99,317.05	\$99,317.05	\$99,317.05		-31.22%		1.22%
BN-BROWN_WALNUT_CV	MD-MODERNO_DV	\$5,353.11		\$5,353.11		\$5,353.11		\$5,353.11		\$5,353.11		\$5,353.11		\$5,353.11		\$5,353.11		\$5,353.11		0.00%	\$5,353.11	\$5,353.11	\$5,353.11			\$5,353.11	\$5,353.11	\$5,353.11	\$5,353.11		-100.00%		0.00%
BN-BROWN_WALNUT_CV	OK-OKFORD_DV	\$5,353.11		\$5,353.11		\$5,353.11		\$5,353.11		\$5,353.11		\$5,353.11		\$5,353.11		\$5,353.11		\$5,353.11		0.00%	\$5,353.11	\$5,353.11	\$5,353.11			\$5,353.11	\$5,353.11	\$5,353.11	\$5,353.11		-100.00%		0.00%
BN-BROWN_WALNUT_CV	HG-REGENT_DV	\$5,353.11		\$5,353.11		\$5,353.11		\$5,353.11		\$5,353.11		\$5,353.11		\$5,353.11		\$5,353.11		\$5,353.11		0.00%	\$5,353.11	\$5,353.11	\$5,353.11			\$5,353.11	\$5,353.11	\$5,353.11	\$5,353.11		-100.00%		0.00%
BN-BROWN_WALNUT_CV	SE-SECONDA_DV	\$5,353.11		\$5,353.11		\$5,353.11		\$5,353.11		\$5,353.11		\$5,353.11		\$5,353.11		\$5,353.11		\$5,353.11		0.00%	\$5,353.11	\$5,353.11	\$5,353.11			\$5,353.11	\$5,353.11	\$5,353.11	\$5,353.11		-100.00%		0.00%
BN-BROWN_WALNUT_CV	CL-CLUB_DV	\$5,353.11		\$5,353.11		\$5,353.11		\$5,353.11		\$5,353.11		\$5,353.11		\$5,353.11		\$5,353.11		\$5,353.11		0.00%	\$5,353.11	\$5,353.11	\$5,353.11			\$5,353.11	\$5,353.11	\$5,353.11	\$5,353.11		-100.00%		0.00%
BN-BROWN_WALNUT_CV	MD-MODERNO_DV	\$5,353.11		\$5,353.11		\$5,353.11		\$5,353.11		\$5,353.11		\$5,353.11		\$5,353.11		\$5,353.11		\$5,353.11		0.00%	\$5,353.11	\$5,353.11	\$5,353.11			\$5,353.11	\$5,353.11	\$5,353.11	\$5,353.11		-100.00%		0.00%
BN-BROWN_WALNUT_CV	OK-OKFORD_DV	\$5,353.11		\$5,353.11		\$5,353.11		\$5,353.11		\$5,353.11		\$5,353.11		\$5,353.11		\$5,353.11		\$5,353.11		0.00%	\$5,353.11	\$5,353.11	\$5,353.11			\$5,353.11	\$5,353.11	\$5,353.11	\$5,353.11		-100.00%		0.00%
BN-BROWN_WALNUT_CV	HG-REGENT_DV	\$5,353.11		\$5,353.11		\$5,353.11		\$5,353.11		\$5,353.11		\$5,353.11		\$5,353.11		\$5,353.11		\$5,353.11		0.00%	\$5,353.11	\$5,353.11	\$5,353.11			\$5,353.11	\$5,353.11	\$5,353.11	\$5,353.11		-100.00%		0.00%
BN-BROWN_WALNUT_CV	SE-SECONDA_DV	\$5,353.11		\$5,353.11		\$5,353.11		\$5,353.11		\$5,353.11		\$5,353.11		\$5,353.11		\$5,353.11		\$5,353.11		0.00%	\$5,353.11	\$5,353.11	\$5,353.11			\$5,353.11	\$5,353.11	\$5,353.11	\$5,353.11		-100.00%		0.00%
BN-BROWN_WALNUT_CV	CL-CLUB_DV	\$5,353.11		\$5,353.11		\$5,353.11		\$5,353.11		\$5,353.11		\$5,353.11		\$5,353.11		\$5,353.11		\$5,353.11		0.00%	\$5,353.11	\$5,353.11	\$5,353.11			\$5,353.11	\$5,353.11	\$5,353.11	\$5,353.11		-100.00%		0.00%
BN-BROWN_WALNUT_CV	MD-MODERNO_DV	\$5,353.11		\$5,353.11		\$5,353.11		\$5,353.11		\$5,353.11		\$5,353.11		\$5,353.11		\$5,353.11		\$5,353.11		0.00%	\$5,353.11	\$5,353.11	\$5,353.11			\$5,353.11	\$5,353.11	\$5,353.11	\$5,353.11		-100.00%		0.00%
BN-BROWN_WALNUT_CV	OK-OKFORD_DV	\$5,353.11		\$5,353.11		\$5,353.11		\$5,353.11		\$5,353.11		\$5,353.11		\$5,353.11		\$5,353.11		\$5,353.11		0.00%	\$5,353.11	\$5,353.11	\$5,353.11			\$5,353.11	\$5,353.11	\$5,353.11	\$5,353.11		-100.00%		0.00%
BN-BROWN_WALNUT_CV	HG-REGENT_DV	\$5,353.11		\$5,353.11		\$5,353.11		\$5,353.11		\$5,353.11		\$5,353.11		\$5,353.11		\$5,353.11		\$5,353.11		0.00%	\$5,353.11	\$5,353.11	\$5,353.11			\$5,353.11	\$5,353.11	\$5,353.11	\$5,353.11		-100.00%		0.00%
BN-BROWN_WALNUT_CV	SE-SECONDA_DV	\$5,353.11		\$5,353.11		\$5,353.11		\$5,353.11		\$5,353.11		\$5,353.11		\$5,353.11		\$5,353.11		\$5,353.11		0.00%	\$5,353.11	\$5,353.11	\$5,353.11			\$5,353.11	\$5,353.11	\$5,353.11	\$5,353.11		-100.00%		0.00%
BN-BROWN_WALNUT_CV	CL-CLUB_DV	\$5,353.11		\$5,353.11		\$5,353.11		\$5,353.11		\$5,353.11		\$5,353.11		\$5,353.11		\$5,353.11		\$5,353.11		0.00%	\$5,353.11	\$5,353.11	\$5,353.11			\$5,353.11	\$5,353.11	\$5,353.11	\$5,353.11		-100.00%		0.00%
BN-BROWN_WALNUT_CV	MD-MODERNO_DV	\$5,353.11		\$5,353.11		\$5,353.11		\$5,353.11		\$5,353.11		\$5,353.11		\$5,353.11		\$5,353.11		\$5,353.11		0.00%	\$5,353.11	\$5,353.11	\$5,353.11			\$5,353.11	\$5,353.11	\$5,353.11	\$5,353.11		-100.00%		0.00%
BN-BROWN_WALNUT_CV	OK-OKFORD_DV	\$5,353.11		\$5,353.11		\$5,353.11		\$5,353.11		\$5,353.11		\$5,353.11		\$5,353.11		\$5,353.11		\$5,353.11		0.00%	\$5,353.11	\$5,353.11	\$5,353.11			\$5,353.11	\$5,353.11	\$5,353.11	\$5,353.11		-100.00%		0.00%
BN-BROWN_WALNUT_CV	HG-REGENT_DV	\$5,353.11		\$5,353.11		\$5,353.11		\$5,353.11		\$5,353.11		\$5,353.11		\$5,353.11		\$5,353.11		\$5,353.11		0.00%	\$5,353.11	\$5,353.11	\$5,353.11			\$5,353.11	\$5,353.11	\$5,353.11	\$5,353.11		-100.00%		0.00%
BN-BROWN_WALNUT_CV	SE-SECONDA_DV	\$5,353.11		\$5,353.11		\$5,353.11		\$5,353.11		\$5,353.11		\$5,353.11		\$5,353.11		\$5,353.11		\$5,353.11		0.00%	\$5,353.11	\$5,353.11	\$5,353.11			\$5,353.11	\$5,353.11	\$5,353.11	\$5,353.11		-100.00%		0.00%
BN-BROWN_WALNUT_CV	CL-CLUB_DV	\$5,353.11		\$5,353.11		\$5,353.11		\$5,353.11		\$5,353.11		\$5,353.11		\$5,353.11		\$5,353.11		\$5,353.11		0.00%	\$5,353.11	\$5,353.11	\$5,353.11			\$5,353.11	\$5,353.11	\$5,353.11	\$5,353.11		-100.00%		0.00%
BN-BROWN_WALNUT_CV	MD-MODERNO_DV	\$5,353.11		\$5,353.11		\$5,353.11		\$5,353.11		\$5,353.11		\$5,353.11		\$5,353.11		\$5,353.11		\$5,353.11		0.00%	\$5,353.11	\$5,353.11	\$5,353.11			\$5,353.11	\$5,353.11	\$5,353.11	\$5,353.11		-100.00%		0.00%
BN-BROWN_WALNUT_CV	OK-OKFORD_DV	\$5,353.11		\$5,353.11		\$5,353.11		\$5,353.11		\$5,353.11		\$5,353.11		\$5,353.11		\$5,353.1																	

[re]reports

Simplesmente funciona.

A large, stylized logo for 'immetrica' is positioned diagonally across the center of the page. The letters are filled with a vibrant, multi-colored vertical stripe pattern, transitioning through shades of blue, purple, pink, orange, and green. The logo is partially intersected by a thin yellow vertical line and a thin green diagonal line that runs from the top left towards the middle right.

immetrica

Leonel da Luz
leonel@immetrica.com
+1 954 296-6559

immetrica.com/rereports

A smaller version of the 'immetrica' logo, featuring the same multi-colored vertical stripe pattern, is located in the bottom right corner of the page.

immetrica